




Overview

XNSD (the “Dividend Fund”) aims to generate high monthly income by investing in the constituents of the S&P 500 Index and implementing a data-driven investment strategy.

Why XNSD?

- 

High Monthly Income Generation - The Dividend Fund is an actively managed fund that seeks to achieve its investment objective by investing in a portfolio of stocks that make up the S&P 500 Index and a call options strategy, providing high monthly income.
- 

Upside Potential - XNSD aims to capture a portion of the S&P 500 index's upside when the index rises, in addition to generating monthly income.
- 

Professional Management - Leverage the deep expertise and research of Xenos combining years of experience managing options-based ETFs.

Fund Details

Ticker	XNSD
Fees	1%
AUM	\$70K
#Holdings	25
Inception	15 March 2025
Div. Distribution	Monthly
Management	Active
12-Month Trailing Distribution Rate	8-10%

Fund Performance with Dividend Re-Invested (as of 10/31/2025)

	1-mo	3-mo	6-mo	YTD	1-yr	Inception
XNSD	1.45%	2.89%	11.60%	14.12%	N/A	14.12%
S&P 500	3.86%	6.40%	13.15%	15.99%	13.43%	N/A

About the benchmark

The S&P 500 Index is a widely recognized benchmark of U.S. stock market performance that is dominated by the stocks of large U.S. companies. The index includes 500 leading companies in leading industries of the U.S. economy.

Top Holdings

NVIDIA Corp	10.24%	Meta Platforms Inc	3.51%
Microsoft Corp	8.90%	Netflix Inc	2.86%
Apple Inc	7.21%	Tesla Inc	2.72%
Broadcom Inc	5.52%	Alphabet Inc Class A	2.67%
Amazon.com Inc	5.20%	Alphabet Inc Class B	2.52%

Fund Exposures



NVIDIA



Microsoft





BROADCOM.



amazon

Seeks Full Exposure to S&P 500 Index

+

Data-Driven Option Overlay Seeking High Monthly Income & Upside Equity Participation

=

XNSD

Definitions

Option: Options are financial derivatives that give buyers the right, but not the obligation, to buy or sell an underlying asset at an agreed-upon price and date.

12-Month Trailing Distribution Rate: Represents the distribution rate an investor would have received if they had held the fund over the last twelve months. To calculate the 12-Month Trailing Yield, the previous 12 distributions are summed (including income, capital gains, and return of capital during the period), and divided by the most recent Ex-dividend date net asset value.

Covered Call: The term covered call refers to a financial transaction in which the investor selling call options owns an equivalent amount of the underlying security. To execute this, an investor who holds a long position in an asset then writes (sells) call options on that same asset to generate an income stream. The investor's long position in the asset is the cover because it means the seller can deliver the shares if the buyer of the call option chooses to exercise.

Performance Disclosures

The performance data presented represents historical results and does not guarantee future performance. Investment returns and principal values may fluctuate due to market conditions, and investors may realize gains or losses when shares are sold or redeemed. Actual performance may differ from quoted figures. Prospective investors should thoroughly review the Fund's investment objectives, risks, fees, and expenses before investing.

Investment return and principal value of an investment will fluctuate so that an investor's shares, when redeemed, may be worth more or less than their original cost. Current performance may be higher or lower than the performance quoted. High short term performance may be unusual, and investors should not expect such performance to be repeated. Performance of less than one year is cumulative. There is no guarantee the Dividend Fund will pay income, dividend or capital gains distribution. Distributions may exceed the Funds' income and gains for the Funds' taxable year. Distributions in excess of the Funds' current and accumulated earnings and profits may be treated as a return of capital, which may have adverse tax consequences upon disposition or sale of Fund shares.

Investors should consider the investment objectives, risk, charges and expenses carefully before investing. For a summary prospectus of XNSD and other information about Xenos Wealth please visit the website at www.xenoswealth.com